COTTON'S TECHNICALLY SPEAKING BY- J.W. Cotton

WEEKLY ONLINE MARKET LETTER @ WWW.COTTONSTOCKS.NET

Monday, Nov. 2, 2026 -1:05 AM Copyright 2008 Joseph Cotton. All Rights Reserved.

MARKET SUMMARY

At 1:10 AM the DOW Futures are +189, the Nasdaq 100 is +285 and the S&P 500 is +40. We believe the Big Bear Market has begun, We would be selling all High Priced, High PE stocks trading at the high end of their range. We would be 70% in cash. We would GET OFF OF MARGIN. In a big correction, you can lose it all if you're on Margin. Our stock picks are quality Speculative, stocks. They have good charts, and most are trading at generally low historic levels. But, to be safe, we would use our Normal Buying Strategy below to ensure good entry prices. It seems to be a forgone conclusion that the Democrats will take back the House, and there's a chance they will also take control of the Senate. Hopefully this will return some modicum of sanity to our foreign policy, and maybe an end to the war in Iran. Hopefully. But there's no telling how Trump will respond to the rejection by the electorate, and by the prospect of endless subpoenas and investigations beginning in January. Could get dicey. Ratings of our picks by Major Brokerage Houses are as follows: DASH-Outperform, FLUT-Buy, NFLX-Hold & Buy, TGTX-Buy, RAPP-Buy, CLYM-Buy, KZIA-Buy, MBOT-Market Outperform, There is Significant Insider Buying in LONA. On October 26, David Portman established an opening position in the stock...he bought 3,149,470 shares for $15,621,371. Our Normal Buying Strategy is to BUY 40% of a particular stock NOW, and Buy 30% more on each 20% decline from your original Buy Price.

SOLID STOCKS WE LIKE- WITH GOOD CHARTS & REASONABLE PRICES

SPECULATIVE STOCKS WE LIKE- WITH GOOD CHARTS & REASONABLE PRICES

Company		Symbol	Fri.Close	Rating
DoorDash	*	DASH	178.99	A BUY @ Mkt
Flutter Entertainment		FLUT	82.59	A BUY @ Mkt
Netflix	*	NFLX	62.08	A BUY @ Mkt
TG Therapeutics	*	TGTX	61.18	A BUY @ Mkt
Rapport Therapeutics		RAPP	25.05	A BUY @ Mkt
Climb Bio	*	CLYM	10.25	A BUY @ Mkt
Kazia Therapeutics		KZIA	8.50	A BUY @ Mkt
LeonaBia	*	LONA	4.94	A BUY @ Mkt
MicroBot		MBOT	1.09	A BUY @ Mkt t

OPTION PICK:

One Asterisk (*) denotes Cotton's "Top Picks" for the week. Two Asterisks (**) = Joe owns it.

OUR TRADING PHILOSOPHY IS SIMPLE: TAKE PROFITS: BECAUSE PROFITS ARE EPHEMERAL AND CAN VANISH UNEXPECTEDLY. One simple strategy is to "Sell half of your position when your stock Doubles". Then you get your "Cash Invested" back and still own 50% of the stock.

YOU CAN VIEW OUR STOCK PICKS BELOW, COURTESY OF STOCKCHARTS.COM.

OPTION TRADING IS GAMBLING, AND YOU CAN EASILY LOSE ALL OF YOUR INVESTMENT.

OUR STOCK PICKS AND MARKET ANALYSES ARE NOT INVESTMENT ADVICE, NOR ARE THEY TO BE CONSTRUED, IN ANY WAY, AS INVESTMENT ADVICE. OUR PICKS & MARKET ANALYSES ARE MADE PRIMARILY BY ANALYZING A COMPANY'S STOCK CHART, AND THE DOW'S . Go to www.finviz.com to research our stock picks before you buy them. Put in the Stock Symbol to get very important information: ie. Company Profile, Earnings per Share, Dividend Yield, Brokerage House Ratings, Recent News, Etc. For Investment Advice, you should consult a Registered Investment Advisor, or Certified Financial Planner.

Publisher and Author- Joseph W. Cotton, Covington, KY. Joe, Buys and Sells the stocks or options featured - at prices equal to, lower than, or higher than the featured price . A double asterisk (**) indicates that Joe holds an option, or stock position in that company as of publishing date. PAST PERFORMANCE IS NO GUARANTEE OF FUTURE RESULTS. . FOR INVESTMENT ADVICE CONSULT A REGISTERED INVESTMENT ADVISOR OR CERTIFIED FINANCIAL PLANNER. Investors need to use stop-loss orders in order to protect yourself against substantial losses due to Market fluctuations, or a Terrorist Attack. Our Market Letter is published on the First and Third Mondays of each month. A 1-Year Subscription (24 issues) costs $199.00. IT COMES WITH A 30 DAY- 100 % MONEY BACK GUARANTEE.. FOR A REFUND, E-MAIL US AT COTTONSTOCKS@HOTMAIL.COM WITHIN 30

COTTON'S TECHNICALLY SPEAKING

11/02/26

Charts courtesy of Stock Charts.com



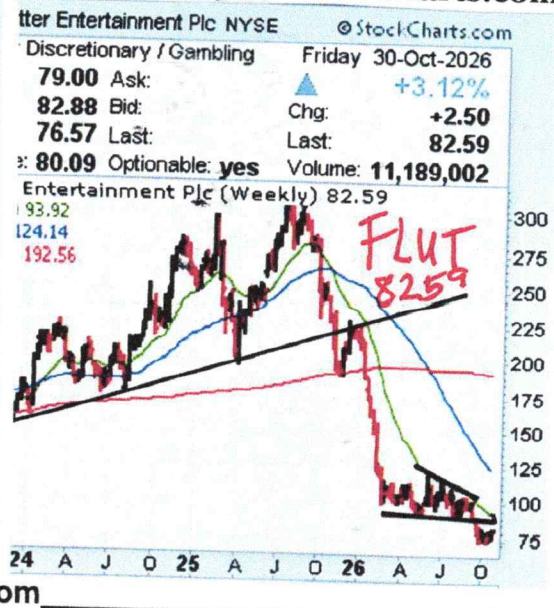

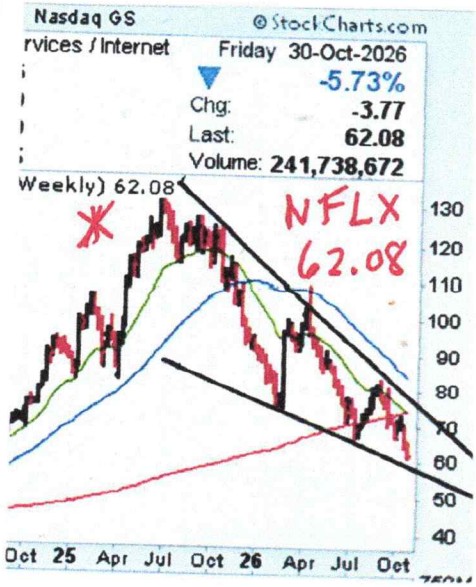

Charts courtesy of Stockcharts.com



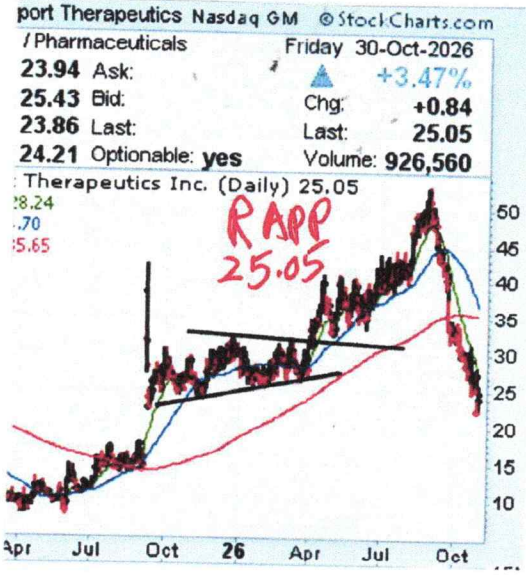



Charts courtesy of Stockcharts.com





